

# Course Grade Report

**Course:** BIOL N212: Human Biology I  
**Instructor:** Corinne Ulbright  
**Program:** Structured Learning Assistance  
**Mentors:** Derek Flores-Lefranc

**Term:** Fall 2008  
**Sections:** 4305  
**Total Students Served:** 21  
**Total Visits:** 234

\*Participants are students who came to six (11) or more sessions.

Grade	Participant* Group 21		Non-Participant Group 1		Total 22	
	#	%	#	%	#	%
A+	0	0.00%	0	0.00%	0	0.00%
A	3	14.29%	0	0.00%	3	13.64%
A-	2	9.52%	0	0.00%	2	9.09%
B+	1	4.76%	0	0.00%	1	4.55%
B	5	23.81%	0	0.00%	5	22.73%
B-	1	4.76%	0	0.00%	1	4.55%
C+	3	14.29%	0	0.00%	3	13.64%
C	6	28.57%	0	0.00%	6	27.27%
C-	0	0.00%	0	0.00%	0	0.00%
D+	0	0.00%	0	0.00%	0	0.00%
D	0	0.00%	0	0.00%	0	0.00%
D-	0	0.00%	0	0.00%	0	0.00%
F	0	0.00%	0	0.00%	0	0.00%
W	0	0.00%	1	100.00%	1	4.55%
Other Ungraded	0	0.00%	0	0.00%	0	0.00%
<b>Combined &amp; ABC Rate (A, B, C)</b>						
	21	<b>100.00%</b>	0	<b>0.00%</b>	21	95.45%
<b>Combined &amp; DFW Rate (D, F, W)</b>						
	0	<b>0.00%</b>	1	<b>100.00%</b>	1	4.55%
<b>GPA (no withdrawals)</b>						
	<b>2.82</b>		<b>0.00</b>		<b>2.82</b>	

Total Graded Enrollment: 22  
 Number of SLA Sessions Attended: 13  
 Number of SLA Sessions Not Attended: 0 **0%**  
 Total Number of SLA Sessions Offered: 459  
 Total number and % of Graded Students Attending SLA: 21 **95.45%**  
 Total Contact Hours of SLA Participating Students: 1,575  
 Total Weekly Sessions Offered: 13  
 Total Number of Mentors: 1  
 Mean final grade of SLA participants w/o Withdrawals: 2.82  
 Mean final grade of Non-SLA participants w/o Withdrawals: 0.00  
 Difference from SLA to Non-SLA group: **2.82**  
 Mean final grade of SLA participants + Withdrawals: 2.82  
 Mean final grade of Non-SLA participants + Withdrawals: 0.00

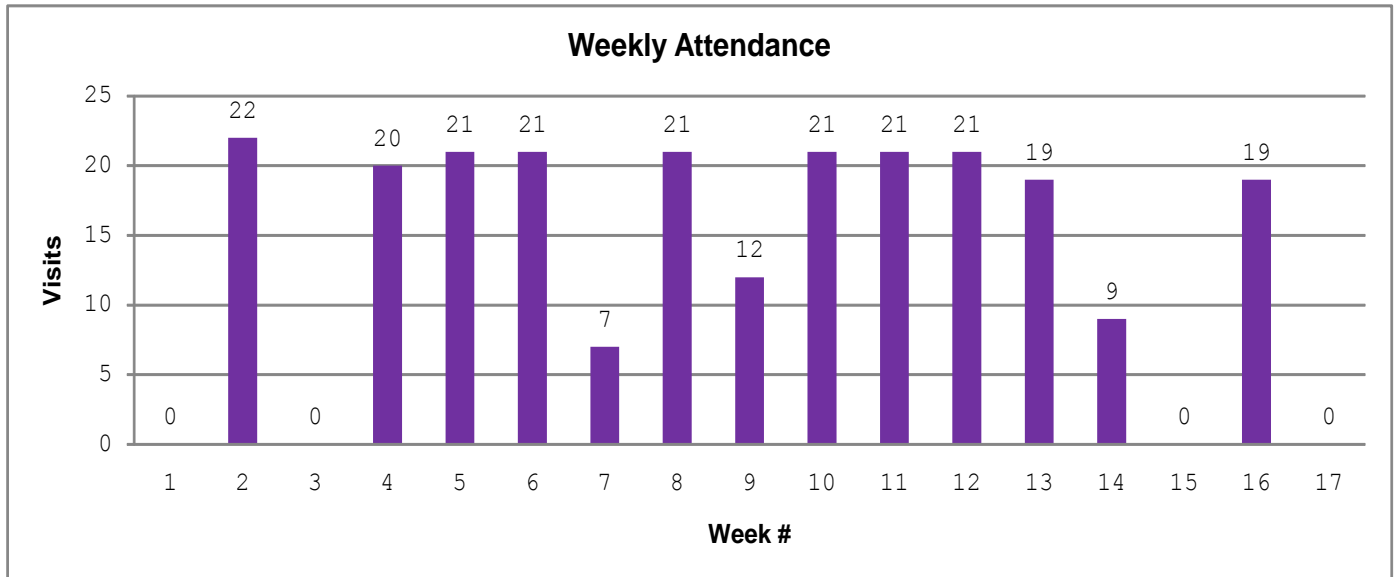
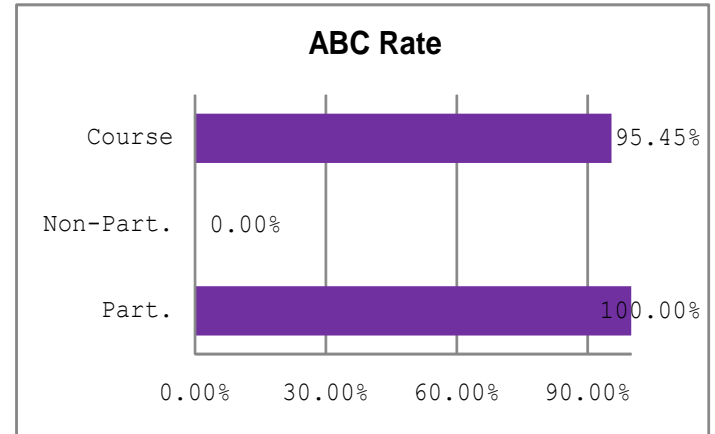
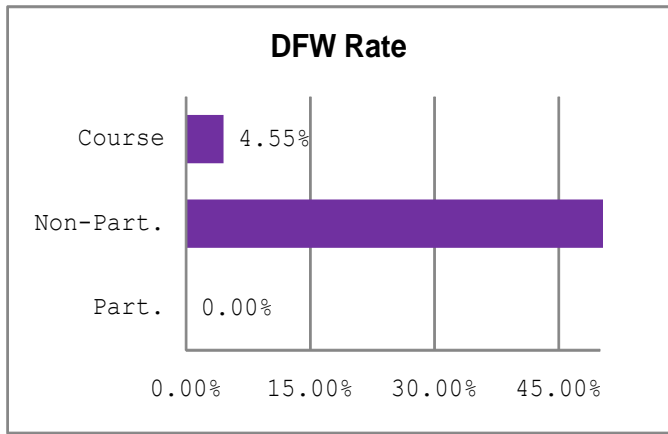
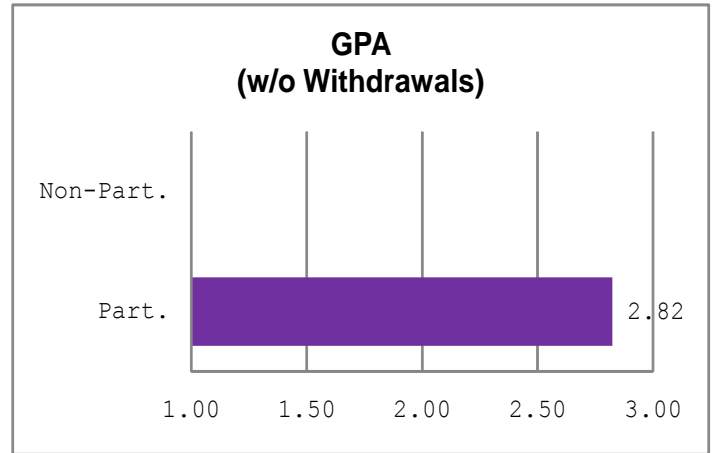
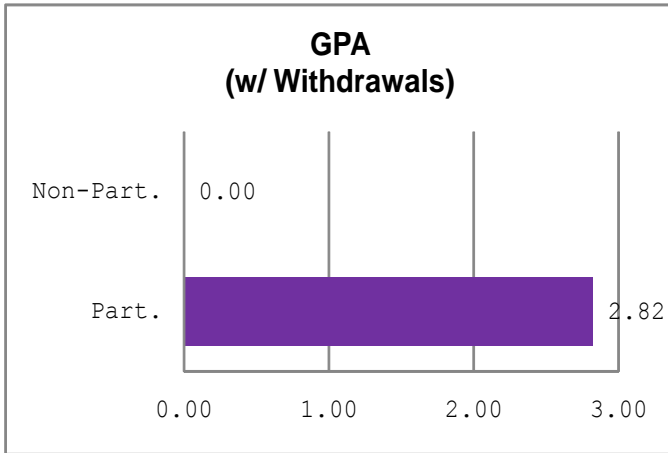
### Attendance Affects of Structured Learning Assistance (SLA)

Grade	1 to 10	11 to 13	14 or more
A+	0	0	0
A	0	0	3
A-	0	0	2
B+	0	0	1
B	0	0	5
B-	0	0	1
C+	0	0	3
C	0	2	4
C-	0	0	0
D+	0	0	0
D	0	0	0
D-	0	0	0
F	0	0	0
<b>Total: 21</b>			
	0	2	19
<b>GPA (no withdrawals)</b>			
	<b>0.00</b>	<b>2.00</b>	<b>2.91</b>

# Course Grade Report

Course: BIOL N212: Human Biology I

Term: Fall 2008



**Instructors**

Corinne Ulbright

**Mentors**

Derek Flores-Lefranc

**Sections**

4305

**Totals:**

1

1

1